

GENTLY USED CHILDREN'S CLOTHING CONSIGNMENT SALE

Participant Name: _____

Consignor Number: _____

Drop-Off Date: _____

DLBC
dates are at right,
but we reserve the
right to change the
dates

August 12 & 13
Drop off is in the Family Life Center
August 12—10 a.m.-Noon / 6:30-8 p.m.
August 13—6:30-8 p.m.

Your assigned day and time is listed at left to drop off and merchandise your items.
Your \$7 fee will be deducted from your earnings check.

August 14
Consignor's Pre-Sale—6:30-8:30 p.m.

You will be allowed to shop our private Pre-Sale. You may bring one guest.
Be sure to pick up a couple of admission tickets when you drop off your items.

August 15 & 16
Consignment Sale in the Family Life Center—8 a.m.-1:00 p.m.
Friday is full-price day. Saturday is half-price on items without red dots.
Pick-Up Your Unsold Items—August 16, 3-3:30 p.m.

GUIDELINES FOR PARTICIPANTS

- You must have a consignor number to participate.
- There is a \$7 participant fee, which includes 100 price tags/tickets. If you have more than 100 items, you will need to purchase additional price tags/tickets at 50 for \$1. There is no limit on the number of items a participant can bring; however, you must have at least 40 items to participate. If your earnings from the sale total less than \$10, we will consider that a donation, and you will not receive a check. *Consignor packets will be taped to the DLBC Family Life Center doors. Your \$7 consignor fee will be deducted from your earnings check.*
- The sale will be open to the public. However, there will be a special Pre-Sale open only to consignors/participants and one guest. You must have a ticket for the Pre-Sale. Saturday will be Half-Price Day. If you do not want your items to be sold at half price you must place a red dot on each part of your ticket. No other color dot will be accepted.
- Only good, usable currently fashionable clothes will be accepted.



No.	1112
STYLE	Flower Tshirt
SIZE	6X
PRICE	\$3.00

No.	1112
STYLE	Flower Tshirt
SIZE	6X
PRICE	\$3.00

All clothing items should be clean—having no smoke, musty or mildew smells and should be free of stains. Clothes should not have holes (unless that is the fashion). Clothes should not be missing buttons or have faulty zippers. Clothes will be inspected. If they do not meet these conditions they will be pulled and given back to the consignor at the pick-up time.

NOTE: Please clean and press each item. They will sell much better and help you earn more too!

- Clothing items must be on or attached to hangers with safety pins only. (Check your pins to make sure they are not rusty. Rusty pins leave stains.) No straight pins. They are very dangerous.

Jeans and pants must be hung straight, attached with safety pins, so that the buyer can observe the knees, front and back.

Small items can be grouped together in plastic bags.

Do not bring shoes in boxes. They merchandise best when they are either pinned or strapped together.

- All clothing items must have our two-part tag/ticket attached with a safety pin. Place the tag on the part that would be over the heart. All clothing items must be on a hanger with the hook of the hanger going to the left as you look at the garment. If you are using a tagging gun instead of safety pins, please contact Dawn for tagging instructions.

All sets should be safety-pinned together and priced as one item.

Toys and other miscellaneous items should have the two-part tag/ticket attached with tape in such a way that it will not harm the item when pulled off. When applying the tape to the tag/ticket, be sure to only cover the upper portion of the ticket. If you tape over the bottom portion, it is hard for the DLBC workers to tear off at checkout time.

Make sure that the tag/ticket is attached securely. A lost tag will lose a sale for you.

Do not make a tag out of a piece of paper. You have to use our tags.

Saturday will be Half-Price Day. If you DO NOT want your clothes to be sold at half price, you must place a RED DOT on both parts of your tag. No other color dot will be recognized.

On the tag/ticket should be participant/consignor number, brief description of item, size and price. This information has to be repeated on both parts of the tag. Write in ink. (See example at top, right.)

Please write clearly and make letters and numbers large enough to be read easily. If you do not write clearly, we will have to use our judgment as to the price, and we don't want to mistake a \$5 for \$2; or a \$15 for a \$5.



Price your items in whole dollars only, i.e. \$2.00, \$7.00. Nothing under \$1 will be accepted.


7. Each participant will sign in at the designated area (check-in table). Please come to the table before you bring in your items. DLBC volunteers will check you in. For check-in you will need to:

- 1) Bring in the bright green Consignment Sale Agreement Form with your self-addressed envelope and check-in at the table.
At the check-in table we will be sure we have your current address information.
- 2) Unload and merchandise your items (with help from church volunteers). Be careful not to block pathways.
- 3) Stop by check-in table when you are done and pick up your Pre-Sale ticket.

Once you have checked in with our volunteers, bring your items into the Family Life Center. Please have your clothing items separated by size and whether it is for a boy or girl. Each size/gender designation will be held together with a rubber band around the hanger hooks.

NOTE: You will be hanging your clothing items on the appropriate size/gender rack as well as placing other items around the Family Life Center on a table or on the floor under the appropriate signs. You will need to allow extra time at drop-off for this task.

Boys & Girls		
Infant / Toddler / Big Kid Sizes		
0-3 Months		5
3-6 Months		6/6X
6-9 Months		7
12 Months		8
18 Months		10
24 Months/2T		12
3T		14
4T/4		16/18
Girls		Boys
Junior Sizes		Junior Sizes
0 - XXS	11 - L	S
1 - XS	13 - L	M
3 - S	15 - XL	L
5 - S	17 - XL	XL
7 - M	19 - XXL	
9 - M		



NOTE:
When marking the size on Junior items, please write JR in front of size (ex: JR-1 or JR-S)

8. Acceptable clothing sizes will be newborn up to junior sizes. See sizing chart at right.
9. ALL CLOTHES/SALE ITEMS LEFT AFTER 3:30 P.M. ON SATURDAY WILL BE DONATED TO CHARITY. (If you want your unsold items, you MUST pick them up at the designated time on Saturday. NO EXCEPTIONS!). If you cannot pick up your items BY 3:30 p.m., ask a friend to pick them up for you.
10. The sale will be held in the Family Life Center. Look for the signs.
11. Each participant will receive 70% of everything they sell. The other 30% will go to the church. Items priced over \$100 will be consigned at 90% to the seller and 10% to the church. Your check will be mailed to you about three weeks following the sale. The Church IS NOT responsible for lost/damaged items.
12. We DO NOT return tickets to the consignor.

THE PARTICIPANT/CONSIGNOR PRE-SALE IS THURSDAY EVENING.


A TICKET WILL BE GIVEN TO YOU AT CHECK-IN THAT WILL BE REQUIRED FOR YOU AND YOUR GUEST TO BE ADMITTED TO THE PRE-SALE.

*** If you have any questions please call Dawn Taylor at 865-742-0235. ***

We will NOT accept musty- or smoke-smelling items!

We will NOT accept car seats older than 5 years, that have been recalled or in an accident.
Please bring car seats in clean and good condition. Be sure it has all original parts (and its paperwork, if possible).

Sale Items







We accept:



- Children's clothing sizes—
 - Girls & Boys: 0-3 months to 16/18
 - Juniors Girls: 0 (XXS) to 19 (XXL)
 - Juniors Boys: S - XL
- Baby, toddler and children shoes
- Baby accessories—including strollers, high chairs, car seats, beds, swings, etc.
- Toys and puzzles
- Books and videos (DVDs only/NO VHS)
- Maternity clothing—Label maternity items with MAT in front of size (ex: MAT-S, MAT-L)

We do NOT accept:

- Stuffed animals
- Breast pump/nursing items
- Teething rings
- Cribs with drop-sides
- Car seats older than 5 years
- Recalled or broken items—*DLBC will pull these items from the sale and return to consignor at pick-up time




We will NOT accept drop-side cribs!
Beginning June 28, 2011 all cribs sold in the U.S. must meet new federal requirements for overall crib safety.

5 New Federal Requirements:

- Traditional drop-side cribs cannot be made or sold; immobilizers and repair kits not allowed
- Wood slats must be made of stronger woods to prevent breakage
- Crib hardware must have anti-loosening devices to keep it from coming loose or falling off
- Mattress supports must be more durable
- Safety testing must be more rigorous

See www.cpsc.gov/nr/crbrules.pdf for more information.

Bring CLEAN items!
Strollers, bouncy seats, high chairs, exersaucers, linens, shoes, toys, videos, outdoor equipment, etc. should be cleaned as much as possible.

All clothing items should be clean—having no smoke, musty or mildew smells and holes. Clothes should not be missing buttons or have faulty zippers.

Clean sells so much better... earning you more money!